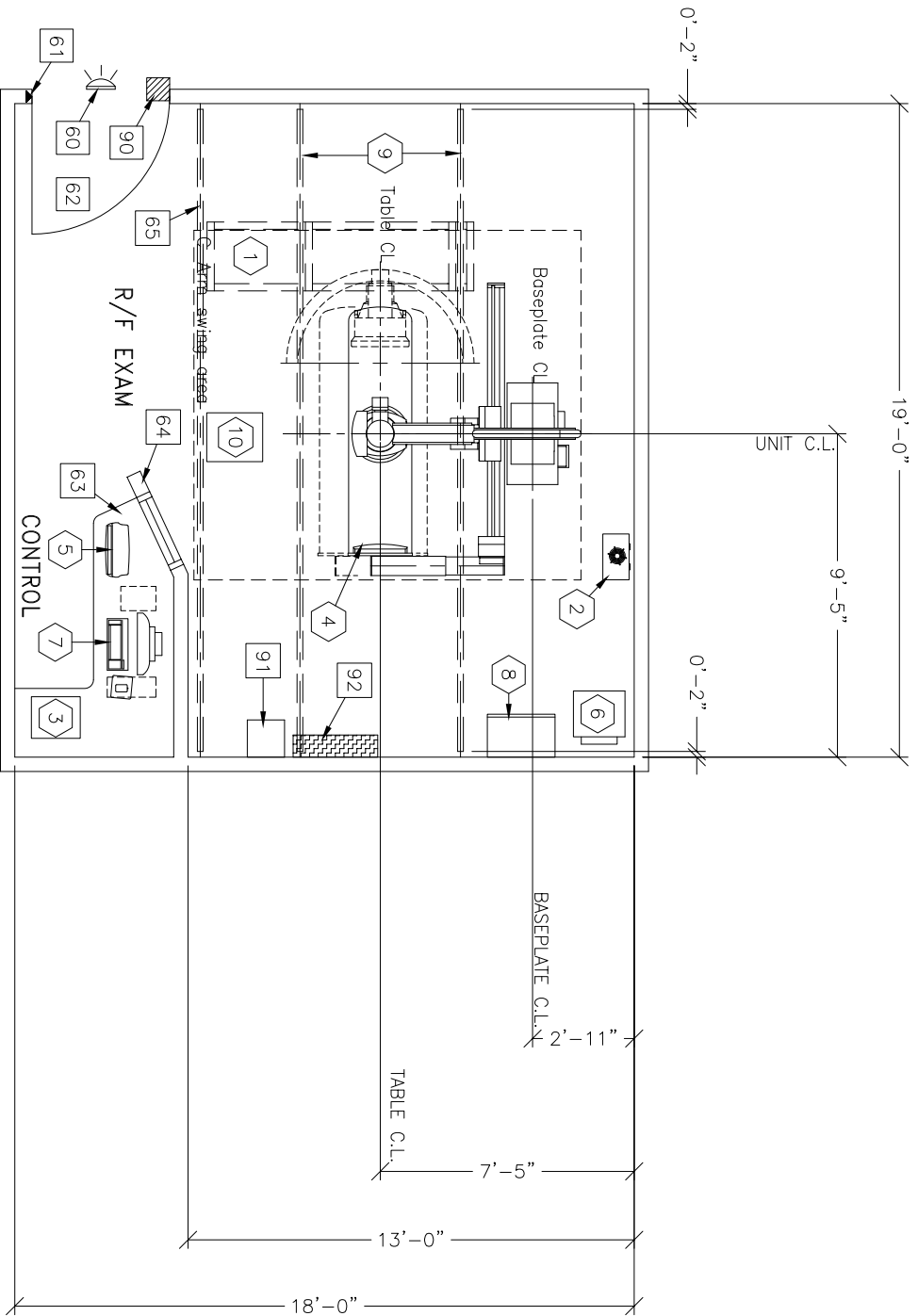




GE Healthcare Technologies



ROOM DIMENSIONS	LENGTH & WIDTH	CEILING HEIGHT
MINIMUM:	17'-0" x 15'-0" [5.18m x 4.57m]	9'-8" [2.9m]

SEE APPENDIX "A" FOR POWER SPECIFICATIONS

ROOM PLAN LOCATED ON PAGE 2-56



ITEM	QUANTITY	ITEM DESCRIPTION	WEIGHT	HEAT OUTPUT
①	1	ONE LCD MONITOR SUSPENSION ON 7 ft. 9 in. XT INBOARD BRIDGE	324 lbs	204 btu
②	1	HEAT EXCHANGER	26 lbs	3412 btu
③	1	POSITIONER CONTROL PANEL	11 lbs	180 btu
④	1	PRECISION MPI POSITIONER	3747 lbs	3430 btu
⑤	1	GENERATOR TOUCHSCREEN	11 lbs	180 btu
⑥	1	PRECISION MPI GENERATOR	372 lbs	2457 btu
⑦	1	DIGITAL REVIEW STATION	79 lbs	3532 btu
⑧	1	AUTOMATIC COLLIMATOR ELECTRONICS CABINET	105 lbs	
⑨	2	LONGITUDINAL STATIONARY RAIL FOR XT SUSPENSION	68 lbs	
⑩	1	MOBILE CONTROL PANEL		180 btu

CUSTOMER/CONTRACTOR SUPPLIED AND INSTALLED ITEMS				
60		X-RAY ON WARNING LIGHT - AVAILABLE FROM GE SUPPLY CALL: 800-200-9760 GE CAT. NO. WXIABWW-OF-XIU		
61		DOOR LIMIT SWITCH		
62		MINIMUM DOOR OPENING FOR EQUIPMENT DELIVERY IS 48 IN. W x 80 IN. H [1219mm x 2032mm], CONTINGENT ON A 78 IN. [1981mm] CORRIDOR WIDTH		
63		COUNTER TOP FOR EQUIPMENT- PROVIDE GROMMETED OPENINGS AS REQUIRED TO ROUTE INTERCONNECT CABLES TO RACEWAY BELOW COUNTERTOP.		
64		CONTROL WALL TO CEILING WITH LEAD GLASS VIEWING WINDOW.		
65		CABLE DRAPE RAIL.		

ENVIRONMENT

Ambient Operation Temperature: 55-75° (F)
 Allowable Temperature Change: 15° (F) per hour
 Humidity: 20-80 percent non condensing
 Allowable Humidity Change: 10 percent per hour
 Max - Altitude: 8000 ft. above sea level

ROOM PLAN LOCATED ON PAGE

ITEM	QUANTITY			
		ITEM DESCRIPTION	WEIGHT	HEAT OUTPUT
90		X-RAY ROOM WARNING LIGHT/ROOM LIGHTING CONTROL PANEL REFERENCE JUNCTION POINT 'XRLC' ON SHEET 'E1' FOR DETAILED DESCRIPTION -CAT. NO. E4500SS FOR WARNING LIGHT & ROOM LIGHT CONTROL.		
91		STEP DOWN TRANSFORMER, REFERENCE JUNCTION POINT 'TRAN' ON SHEET E1 FOR DETAILED DESCRIPTION. PART OF CAT. NO. E4502KM. <10.75 W x 14.5 H x 11.12 in. D>		
92		MAIN DISCONNECT, REFERENCE JUNCTION POINT 'A' ON SHEET E1 FOR DETAILED DESCRIPTION. CAT. NO. E4502KM. <30 W x 48 H x 8 in. D>		

IMPORTANT CUSTOMER READINESS ALERT:			
THIS EQUIPMENT REQUIRES CERTAIN MINIMUM CEILING HEIGHTS THAT VARY DEPENDING UPON EQUIPMENT ORDER CONFIGURATION. REVIEW THE CHART BELOW TO IDENTIFY THE APPROPRIATE CEILING HEIGHT FOR THIS SITE:			
CEILING HEIGHT WITHOUT MONITOR SUSPENSION		CEILING HEIGHT WITH MONITOR SUSPENSION	
RECOMMENDED	MINIMUM	RECOMMENDED	MINIMUM
9 ft. 6 in. 2.9m	9 ft. 0 in. 2.75m	10 ft. 2 in. 3.1m	9 ft. 8 in. 2.9m